

Diseño Clósets



INCOMATIC®



Syma5 EDGE

Integrado Parcial + Total



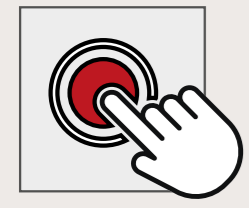
Syma32 Integrado Parcial



SymaG-32 Integrado Parcial

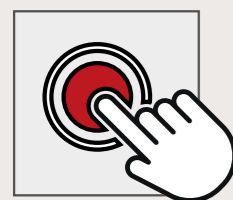


Syma32 Integrado Parcial + Total



SymaG-32

Integrado Total



Syma5 EDGE Integrado Total



Syma32 Integrado Total

Syma32

Integrado Parcial + Total



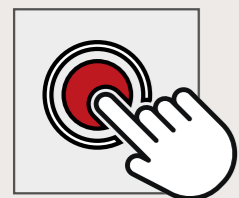

SymaG-32

Integrado Parcial + Total

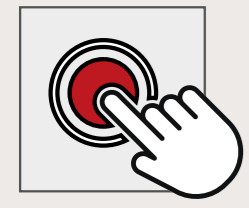


Syma5 EDGE


Integrado Parcial + Total



Syma32
Continuo



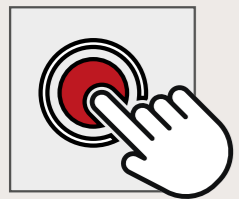
Syma5 EDGE Continuo



SymaG-32 Continuo

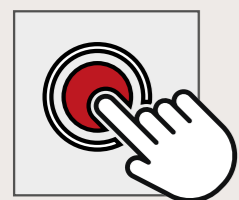
SymaG-32

Integrado Pacial + Total



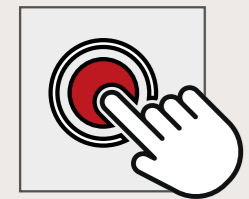
Syma5 EDGE

Integrado Total



SymaG-32

Visto



Rincomatic_Plus40

Rincomatic_Plus40 es una bisagra de esquina para muebles de cocina en L diseñada para conseguir un acceso completo al rincón a través de 1 puerta o 2 puertas.

Perfil LED



SymaG-32 Visto



SymaG-32 Continuo



Syma32 Inglete
+ 2 Inglete

